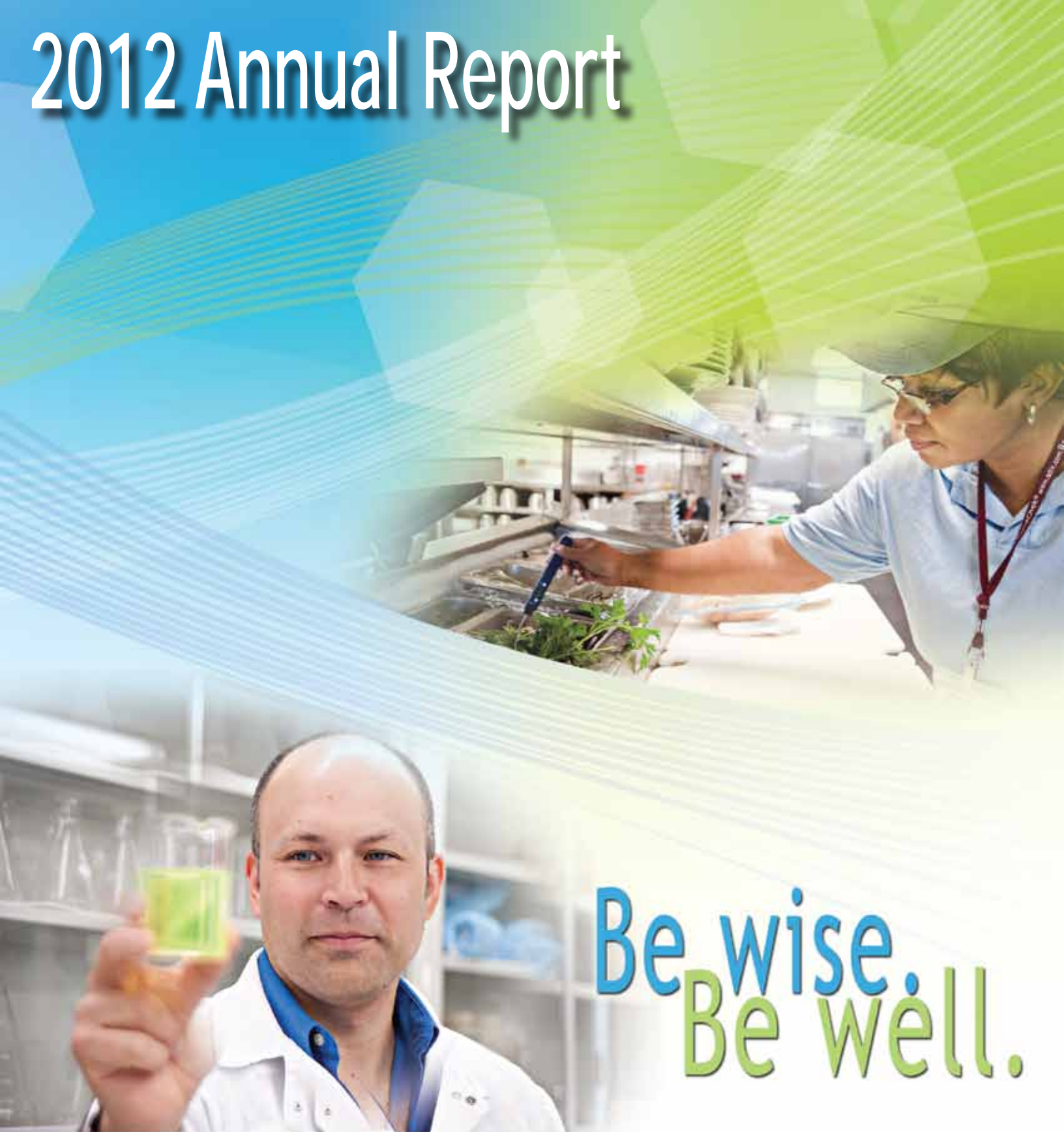


2012 Annual Report



Be wise.
Be well.



SAGINAW COUNTY
DEPARTMENT OF PUBLIC HEALTH

protecting and promoting the public's health since 1928

Our Mission

To protect and promote the public's health and well-being.

Our Vision

To be a recognized leader and valued partner in our diverse community providing quality services and health resources.

Our Vision Priorities

- * We will make a measurable impact in improving the health of our community.
- * We will advocate for health equity.
- * We will partner with other community organizations.
- * We will maintain a customer-focused culture.
- * We will promote awareness of our department and services.
- * We will maintain an environment that values employees.
- * We will assure a competent public health workforce.
- * We will build a culture of quality improvement.
- * We will promote effective internal collaboration.

Our Guiding Principles & Values

Accountability Diversity Dedication Excellence
Integrity Respect Teamwork

SAGINAW COUNTY BOARD OF COMMISSIONERS

Michael P. O'Hare, Chair
Timothy M. Novak, Vice Chair
Bregitte K. Braddock
Ann M. Doyle
Eddie F. Foxx
Cheryl M. Hadsall
Michael J. Hanley
Timothy P. Kelly
Kirk W. Kilpatrick
Dennis H. Krafft
Susan A. McInerney
Carl E. Ruth
Ronald L. Sholtz
Robert M. Woods, Jr.
Patrick A. Wurtzel



SAGINAW COUNTY BOARD OF HEALTH

Gene Nuckolls, Chair
Deb Kestner, Vice Chair
Judi Lincoln, Secretary
Barb Kemp-Lauria
Charles Mueller, M.D.
Timothy Novak
Calvin Williams



Dear Citizens of Saginaw County,

On behalf of the Saginaw County Board of Commissioners, Board of Health, and Department staff, I am pleased to present this 2012 Annual Report highlighting the activities and services of your Saginaw County Department of Public Health. Looking back, 2012 was a year of reaffirmation and revitalization. A strategic planning process was completed which reaffirmed our mission "to protect and promote the public's health and well-being." Our 2012-2013 organizational goals and action steps can be viewed on our website, www.saginawpublichealth.org, on the publications page. Added to our vision statement this year was not only to be a recognized leader but also a "valued partner" with others in this mission. To this end, Department staff have significantly engaged with the Action Groups that have emerged from the Saginaw County Community Health Improvement Plan. The goals and action plans of these important partnerships can also be viewed on our website. Relevant data indicators follow later in this report.

This year we modernized our patient information management system and our presence on the internet so that we remain vital in an era of significant change in the health arena. You may have seen a billboard or heard a radio spot promoting our prevention services and encouraging: "Be wise. Be well."

Looking forward, the SCDPH will remain true to our mission, vision and values in providing the essential local public health services outlined in this report. We look forward to continued engagement with our Community Health Improvement partners, both in the ongoing work of the Steering Committee and the Action Groups, and as another community health needs assessment and planning cycle is begun in 2013. And all this with a close eye on uncertain local, state and federal government funding levels and implications of the national Affordable Care Act as it is implemented.

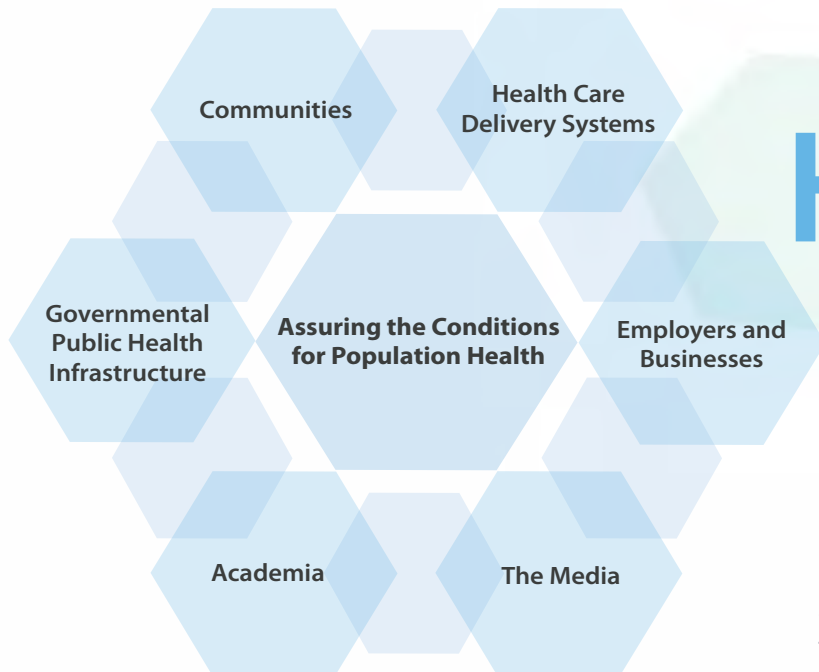
Please join us in making Saginaw County the healthiest place to grow up and grow old! Contact me if you have questions or ideas about how we might improve our work, or how you might become involved. I would be happy to hear from you.

Sincerely,

John D. McKellar, M.P.A.
Health Officer
989.758.3818
jmckellar@saginawcounty.com



Public Health
Prevent. Promote. Protect.



HIGHLIGHTS 2012

The Health Department implemented a new electronic health record system this year, after months of preparation. Customer service, staff efficiencies and management reporting capabilities have been enhanced, and the Department is positioned to benefit from federal “meaningful use” financial incentives.

Special funding was secured from the Michigan Department of Community Health to implement the nationally recognized Nurse Family Partnership program in Saginaw County. Focused on first-time pregnant women who are at risk for poor birth outcomes, public health nurses provide home visits, education and support during pregnancy and throughout children’s first two years of life.

The County Board of Health and Board of Commissioners approved a new 2012-2013 Strategic Plan for the Department that articulates mission, vision and values and is guiding work over the next two years.

National Public Health Week was recognized with an all-staff training event on the application of quality improvement methodologies to public health practice. Expanding the use of continuous quality improvement (CQI) is a goal of the Department’s new 2012-2013 Strategic Plan.

Based upon a social media pilot project, two Facebook pages were created, one for the Department and one for the Healthy Start Program, designed to provide outreach and education to the community utilizing web 2.0 technologies.

A year-long media campaign was launched to promote public health messages and increase visibility of the Department and its services. Radio, billboard and bus advertising on the importance of immunizations was the initial focus, to be followed by emergency preparedness and food safety.

Eight pharmaceutical drop boxes were located throughout the County to collect unwanted over-the-counter and prescription medications that could otherwise find their way into ground or surface water. Funded through an Environmental Protection Agency grant to the Michigan Department of Agriculture and Rural Development, with supplemental funding from Great Lakes Restoration, 983 pounds of pharmaceuticals were collected in this first year of operation.

protecting and promoting the public’s health since 1928

The Healthy Homes and Lead Hazard Control Program nurse completed 101 specialty assessments with eligible City of Saginaw residents to identify risks associated with environmental and safety hazards in the home and provided counseling and education on those risks.

The Environmental Health Services Division worked in conjunction with the Saginaw County Mosquito Abatement Commission to prevent West Nile and other arboviruses by reducing mosquito breeding in non-maintained private swimming pools. Forty-six such breeding sites were corrected in 2012 by either removing the pool or bringing the pool into proper operating condition.

The Laboratory was awarded a competitive contract from the Michigan Department of Community Health to be the only regional public health laboratory besides the Michigan Bureau of Laboratories in Lansing to conduct sexually transmitted infection testing for other public health departments, family planning clinics and community health centers in the state.

The new WIC breastfeeding support program increased the breastfeeding initiation rate among WIC clients from 51% last year to 83%.

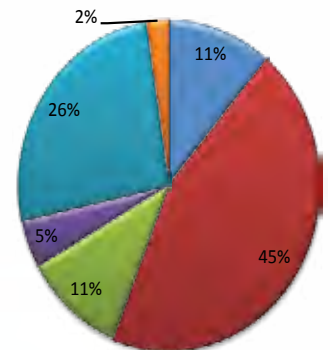
The SCDPH Substance Abuse Coordinating Agency trained 27 Recovery Coaches in the community to assist clients with additional resources and skills to sustain recovery. The Coordinating Agency also provided support to the formation of two new Drug Courts in the County.

Downtown Farmer’s Market vendors set up in the Health Department parking lot this summer for the first time ever to conveniently offer fresh fruits and vegetables to Project Fresh clients and the public.

FINANCIAL STATEMENT

REVENUES

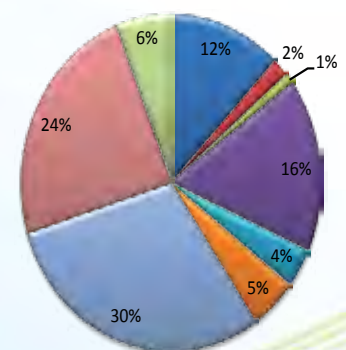
	Fiscal Year		
	2012	2011	2010
State	\$1,581,160	\$1,641,770	\$1,881,302
Federal	\$6,319,889	\$6,552,205	\$6,975,337
Local (County Appropriation)	\$1,519,046	\$1,519,046	\$1,519,046
Other Taxes (PA2 & Tobacco)	\$676,986	\$567,574	\$287,173
Fees & Reimbursements	\$3,664,389	\$3,823,755	\$4,368,973
Fund Balance	\$339,630	\$0	-\$736,250
Total Revenues	\$14,099,100	\$14,104,350	\$14,295,581



2012 Revenues

EXPENDITURES

	Fiscal Year		
	2012	2011	2010
Administration	\$1,705,511	\$1,493,574	\$1,421,250
Dental	\$259,023	\$251,073	\$270,443
Emergency Preparedness	\$153,045	\$521,529	\$524,471
Environmental Health	\$2,336,113	\$1,850,243	\$1,390,203
Health Center Building	\$529,143	\$494,543	\$433,547
Laboratory	\$725,873	\$641,586	\$594,108
Personal & Preventive Health	\$4,187,002	\$4,536,862	\$5,019,869
Substance Abuse	\$3,370,241	\$3,489,887	\$3,896,635
WIC	\$833,149	\$825,053	\$745,055
Total Expenses	\$14,099,100	\$14,104,350	\$14,295,581



2012 Expenditures

STAFFING

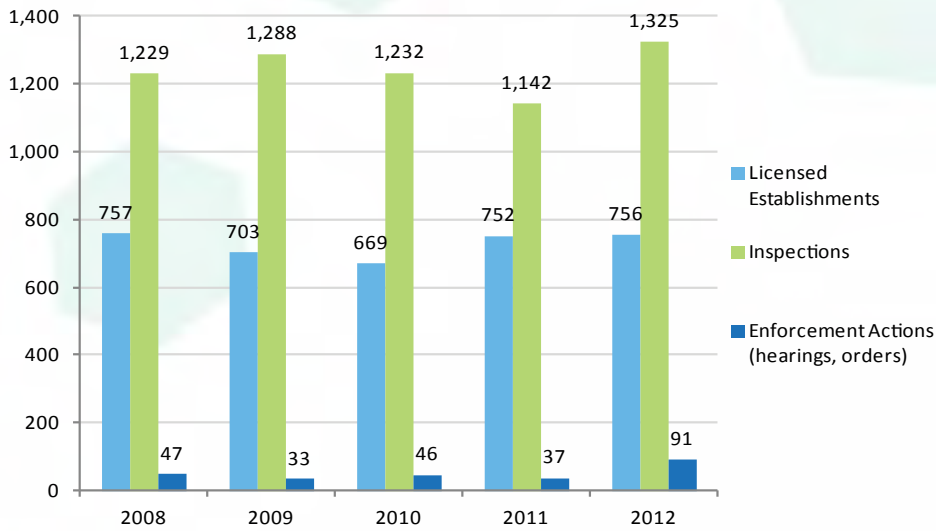
	Fiscal Year		
	2012	2011	2010
Number of Employees	99	103	95

PROGRAMS & SERVICES

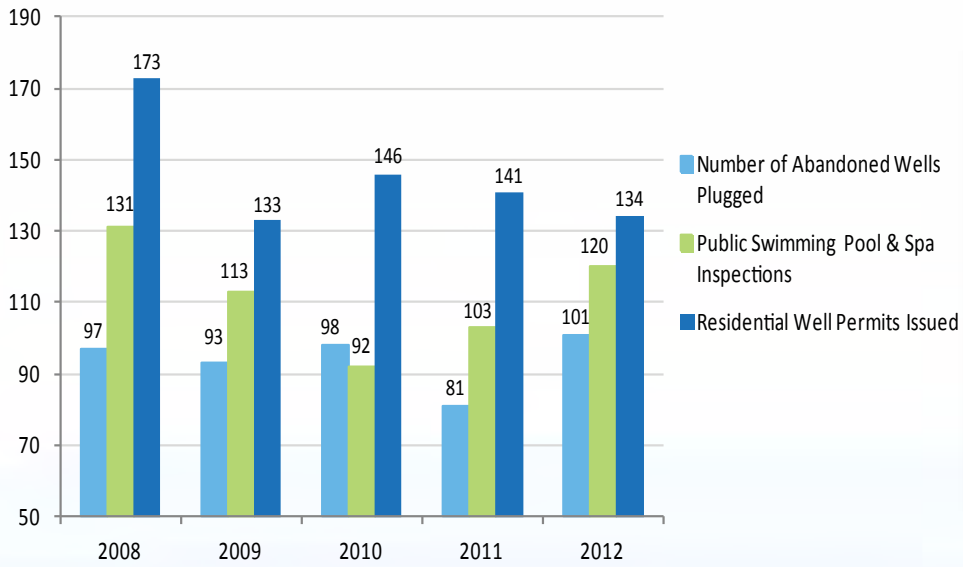
Environmental Health Services inspects and assures the safety of a variety of public places from restaurants and swimming pools to private wells and septic systems. Specialized services include lead paint hazard assessment, household hazardous waste collections, pest control, and other disease prevention activities.

	Fiscal Year		
	2012	2011	2010
Food Service Program			
Licensed Establishments	756	752	669
Inspections	1,325	1,142	1,232
Enforcement Actions (hearings, orders)	91	37	46
Temporary Food Licenses	476	458	526
Waste Program			
Sewage System Permits Issued (residential and commercial)	145	115	149
Evaluations (performance/mortgage/preliminary)	33	17	21
Landfill Inspections	83	73	327
Clean Sweep Collections (lbs collected)	10,132	6,252	24,346
Mercury Collections (lbs collected)	962	1,044	10
Household Special Waste Collections (lbs collected)	16,220	21,525	17,181
Electronic Waste Collections (lbs collected)	25,985	22,469	16,533
Water Program			
Residential Well Permits Issued	134	141	146
Number of Abandoned Wells Plugged	101	81	98
Public Swimming Pool & Spa Inspections	120	103	92
Shelter & Indoor Air Quality			
Day Care & Adult Foster Care Inspections	71	56	68
Radon Kits Distributed	356	871	1,465
Elevated Blood Lead Level Investigations	12	3	4
Education			
Participants (septic installers, food handlers, temporary food vendors)	162	112	246
Healthy Homes and Lead Hazard Control Program			
Applications Received	141	33	-
Risk Assessments Completed	111	16	-
Education (skills training and persons educated)	7,957	1,025	-
Complaint Investigations			
Total Complaints Received	408	403	530

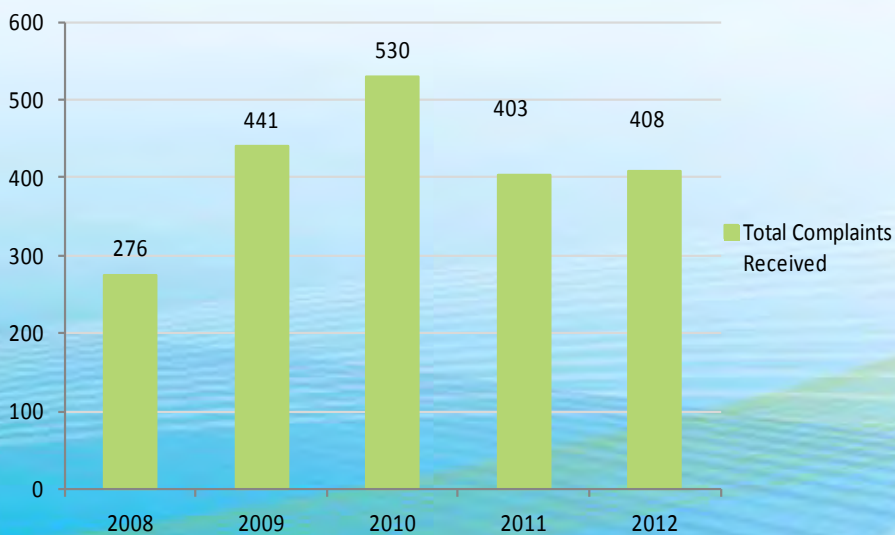
Environmental Health Food Service Program, FY2008 - FY2012



Environmental Health Water Program, FY2008 - FY2012



Environmental Health Complaint Investigations, FY2008 - FY2012





PROGRAMS & SERVICES

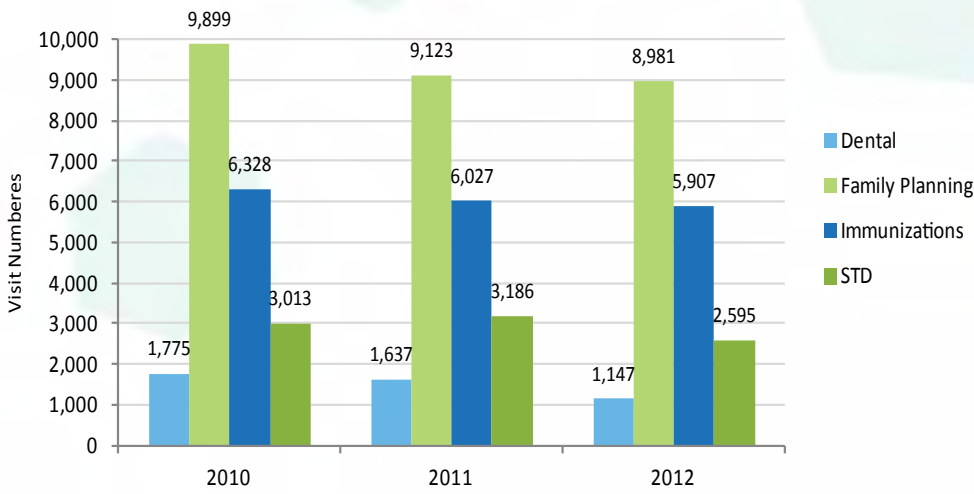
Personal and Preventive Health Services provides a wide array of newborn, child, and adult health care services. These include health screenings, communicable disease control, family planning, immunizations, hearing and vision screening, and many other specialized health services for Saginaw County residents.

	Fiscal Year		
	2012	2011	2010
Immunization Program			
Number of Clinic Visits	5,907	6,027	6,328
Immunizations Administered	11,551	15,017	14,816
County Immunization Coverage Level (children 19-36 months of age)	73%	71%	67%
Family Planning Program			
Number of Clinic Visits	8,981	9,123	9,899
STD/HIV Program			
Number of Clinic Visits (excluding HIV)	2,595	3,186	3,013
Number of HIV Tests Performed	1,411	1,649	1,235
Hearing and Vision Program			
Number of Children Screened for Hearing	13,185	13,393	13,781
Number of Children Screened for Vision	12,897	11,870	12,512
Great Beginnings Healthy Start Program			
Average Monthly Enrollment	170	165	184
Communicable Disease Program			
Number of TB Tests Completed	1,404	1,329	1,324
Children's Special Health Care Program			
Average Monthly Enrollment	669	684	707
Children's Dental Program			
Patient Visits	1,147	1,637	1,775

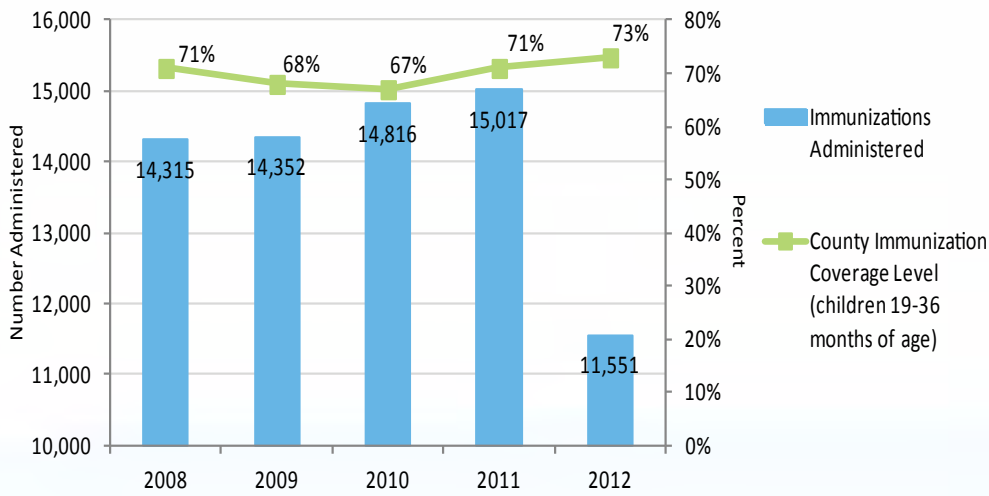
WIC provides supplemental foods, nutrition education and counseling to pregnant, postpartum and breastfeeding women, infants, and children 1-5 years of age.

	Fiscal Year		
	2012	2011	2010
Average Monthly Enrollment			
Pregnant, Breastfeeding, Postpartum Women	1,244	1,208	1,214
Infants 0-11 Months	1,279	1,221	1,244
Children 1-5 Years	2,749	2,756	2,932
Total	5,272	5,185	5,390

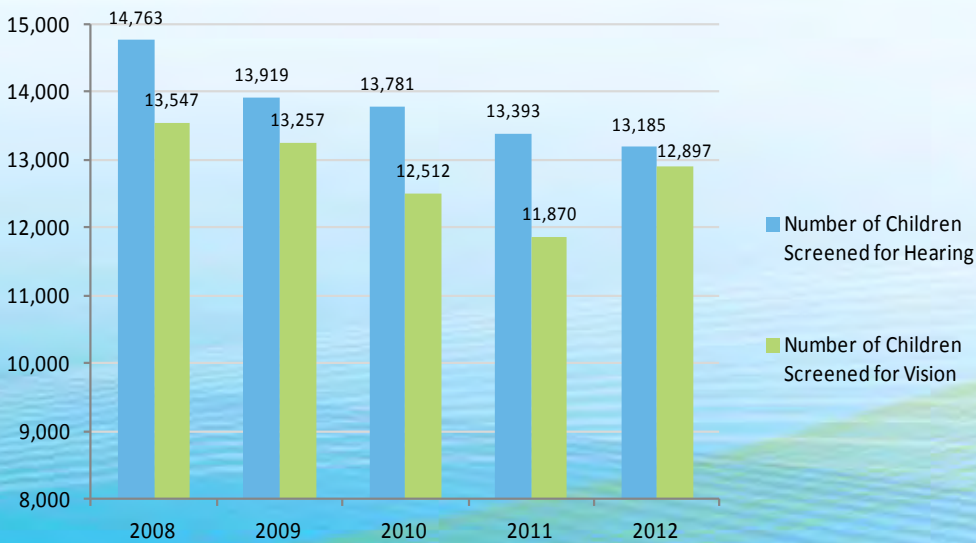
Number of Clinic Visits, FY2010-FY2012



Immunizations Administered, FY2008-FY2012



Hearing and Vision Screening, FY2008-FY2012





PROGRAMS & SERVICES

Health Promotion and Communications manages the Department's public information, marketing, and public relations efforts, and coordinates emergency preparedness planning and response.

	Fiscal Year		
	2012	2011	2010
Health Education Outreach Events	49	263	74
Number of People Served	5,257	8,684	11,255
Educational Literature Distributed	5,810	3,655	5,550

Our **Laboratory** is designated as a Michigan Department of Community Health Regional Laboratory and performs a variety of tests for sexually transmitted infections, water quality, and urine drug screening.

<i>Tests Performed</i>	Fiscal Year		
	2012	2011	2010
Microbiology	21,048	9,387	11,031
Serology	971	1,587	1,347
Water	14,226	14,668	14,972
Drugs of Abuse	5,371	5,390	5,268

The Health Department is the **Substance Abuse Coordinating Agency** for Saginaw County, providing support and referral to a network of treatment and prevention providers.

<i>Treatment Admissions</i>	Fiscal Year		
	2012	2011	2010
Outpatient	683	878	1,068
Detox	345	272	250
Long-Term Residential	70	54	38
Short-Term Residential	205	253	247
Total Clients Served	1,303	1,457	1,603

SAGINAW COUNTY HEALTH IMPROVEMENT PLAN 2010-2015



Visit the Publications page at www.saginawpublichealth.org to view the 2011-2012 Action Plan.

PLANNING PARTNERS

- * Saginaw County Department of Public Health
- * Alignment Saginaw
- * Covenant HealthCare
- * St. Mary's of Michigan
- * Health Delivery, Inc.
- * Saginaw County Community Mental Health Authority
- * Saginaw Intermediate School District
- * *the residents of Saginaw County*

COMMUNITY HEALTH PRIORITIES

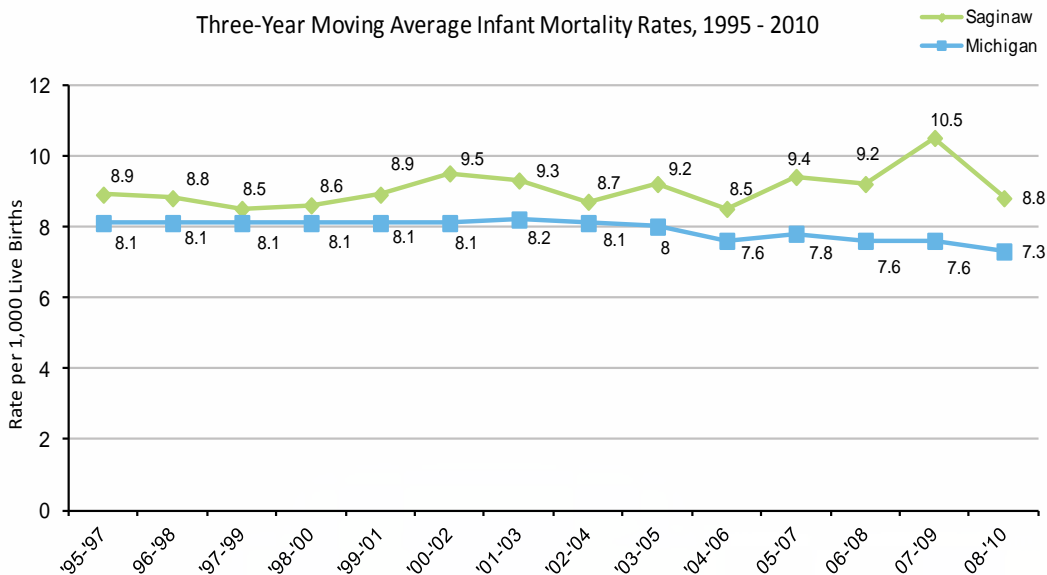
- * Infant Mortality
- * Obesity
- * Behavioral Health (including mental health and substance abuse)
- * Chronic Diseases
- * Emerging Models of Health Services Delivery



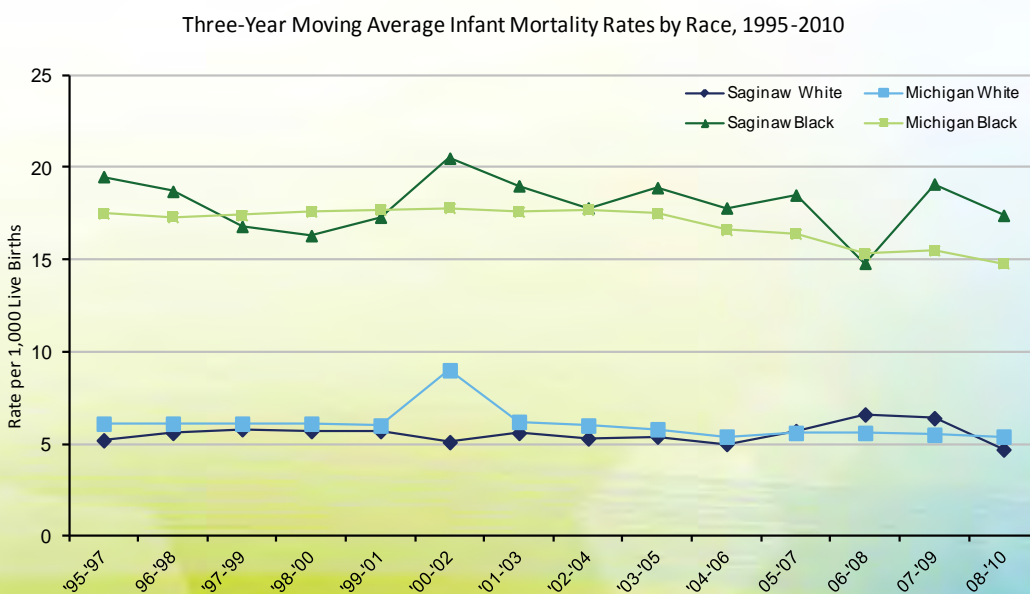
COMMUNITY HEALTH STATUS ASSESSMENT

SELECTED INDICATORS

INFANT MORTALITY



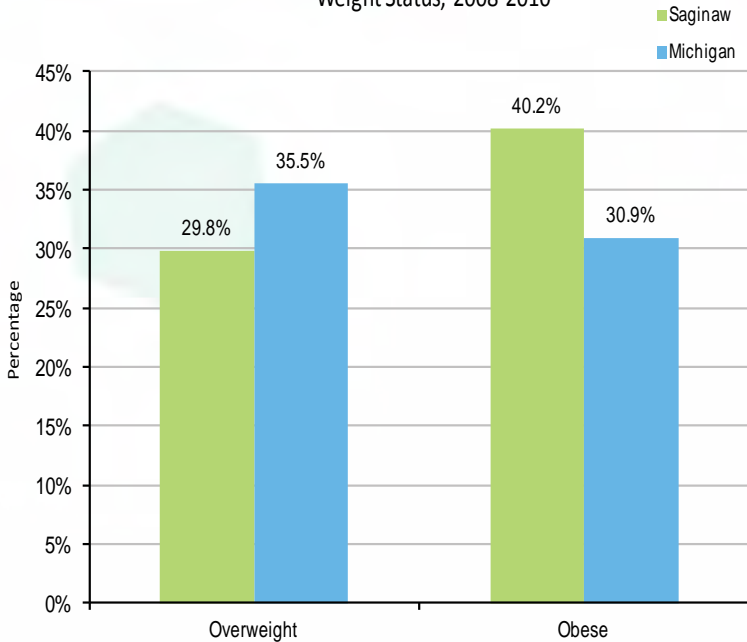
Source: 1995-2010 Michigan Resident Death Files and Michigan Resident Birth Files, Division of Vital Records and Health Statistics, Michigan Department of Community Health



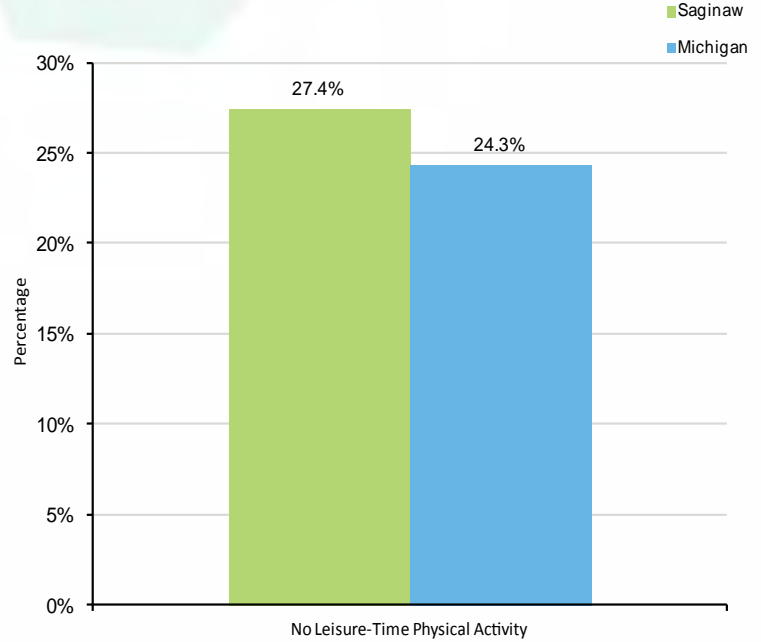
Source: 1995-2010 Michigan Resident Death Files and Michigan Resident Birth Files, Division of Vital Records and Health Statistics, Michigan Department of Community Health

OBSESITY

Weight Status, 2008-2010



No Leisure-Time Physical Activity, 2008-2010



Overweight = The proportion of adults whose Body Mass Index (BMI) was greater than or equal to 25, but less than 30.
 Obese = The proportion of adults whose BMI was greater than or equal to 30.

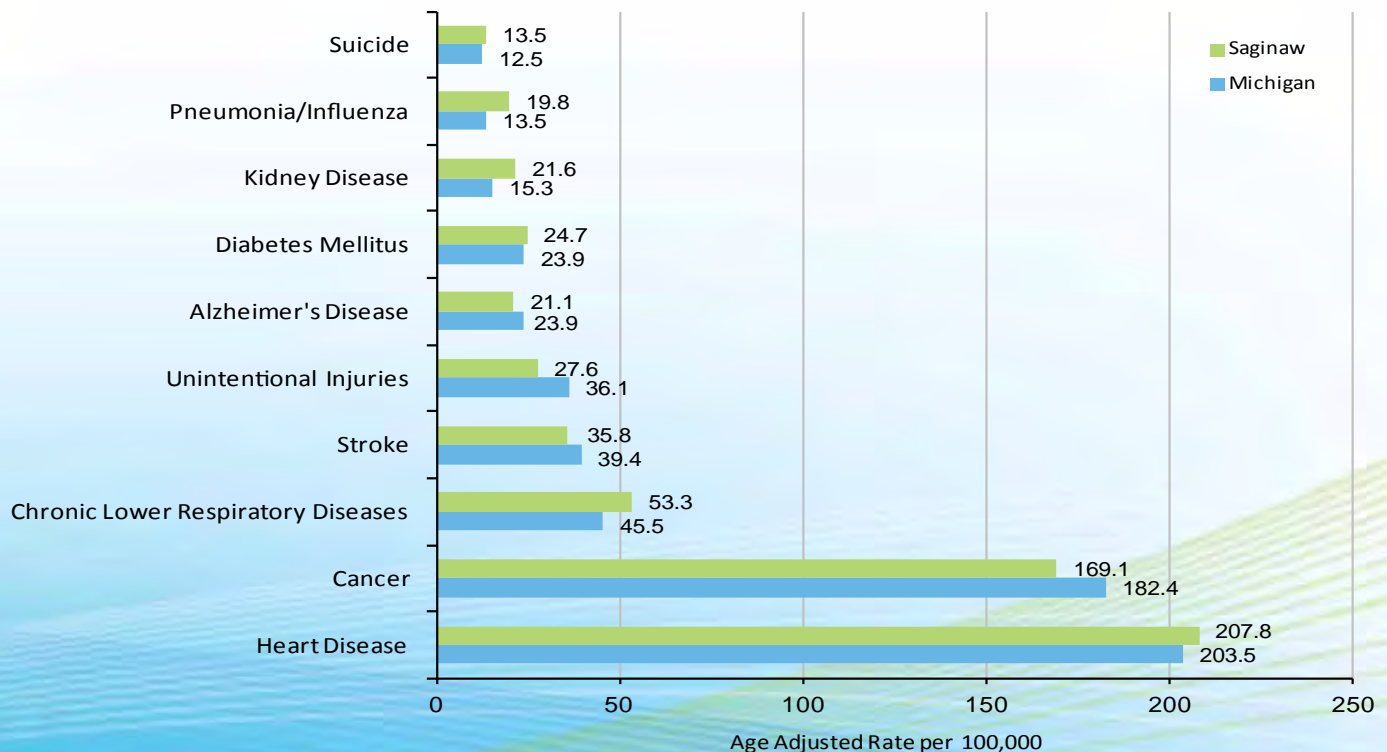
Source: Michigan Behavioral Risk Factor Survey 2008-2010 Combined

No Leisure-Time Physical Activity = The proportion of adults who reported not participating in any leisure-time physical activities or exercise such as running, calisthenics, golf, gardening, or walking during the past month.

Source: Michigan Behavioral Risk Factor Survey 2008-2010 Combined

CHRONIC DISEASES

Leading Causes of Death, 2010



Source: 2010 Michigan Death Certificate Registry, Division of Vital Records & Health Statistics, Michigan Department of Community Health

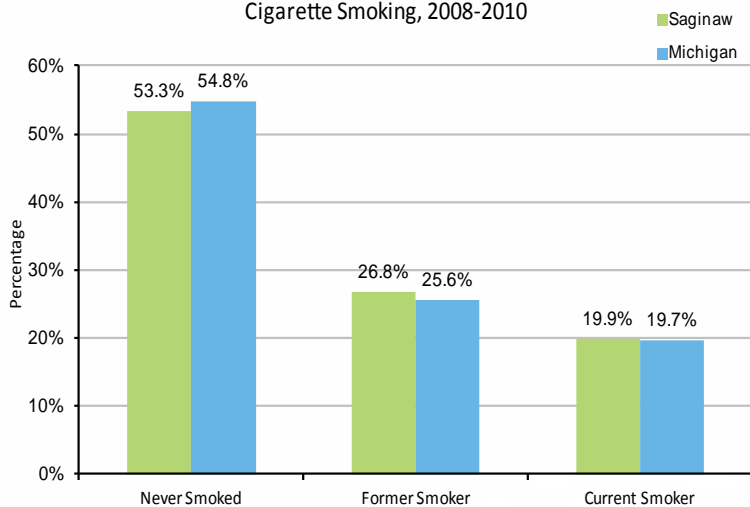


COMMUNITY HEALTH STATUS ASSESSMENT

SELECTED INDICATORS

BEHAVIORAL HEALTH

Cigarette Smoking, 2008-2010

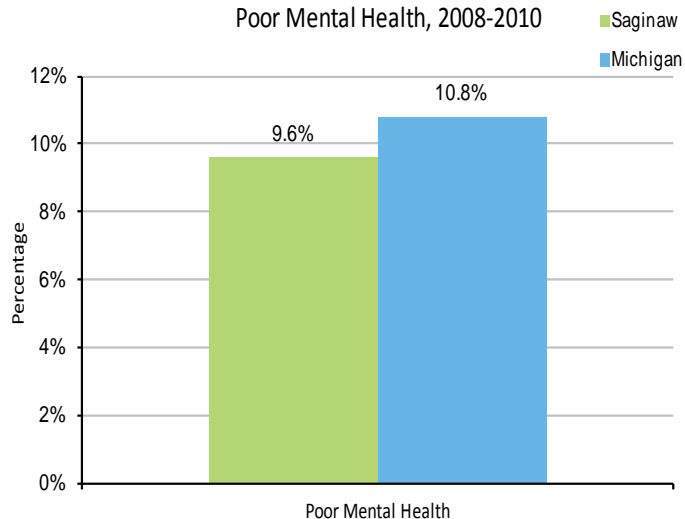


Current Smoker = The proportion of adults who reported that they had ever smoked at least 100 cigarettes in their life and that they smoke cigarettes now, either every day or on some days.

Former Smoker = The proportion of adults who reported that they had ever smoked at least 100 cigarettes in their life, but they do not smoke cigarettes now.

Source: Michigan Behavioral Risk Factor Survey 2008-2010 Combined

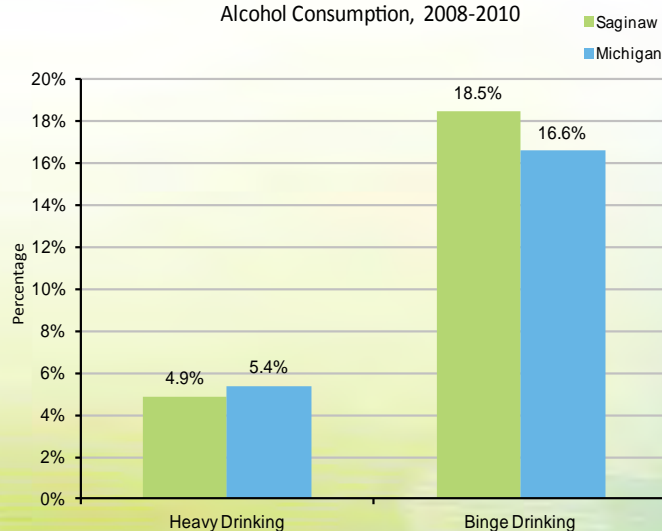
Poor Mental Health, 2008-2010



Poor Mental Health = The proportion of adults who reported 14 or more days, out of the previous 30, on which their mental health was not good, which includes stress, depression, and problems with emotions.

Source: Michigan Behavioral Risk Factor Survey 2008-2010 Combined

Alcohol Consumption, 2008-2010

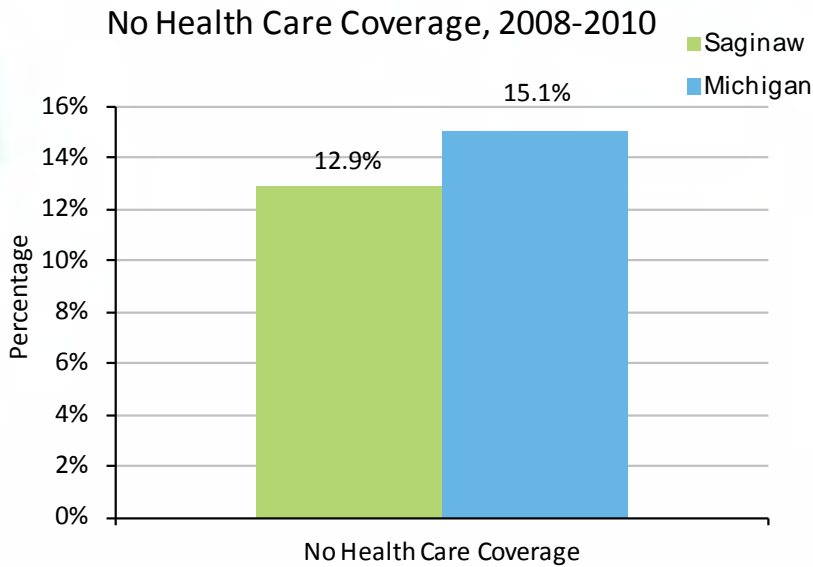


Heavy Drinking = The proportion of adults who reported consuming on average more than two alcoholic beverages per day for men and more than one alcoholic beverage per day for women.

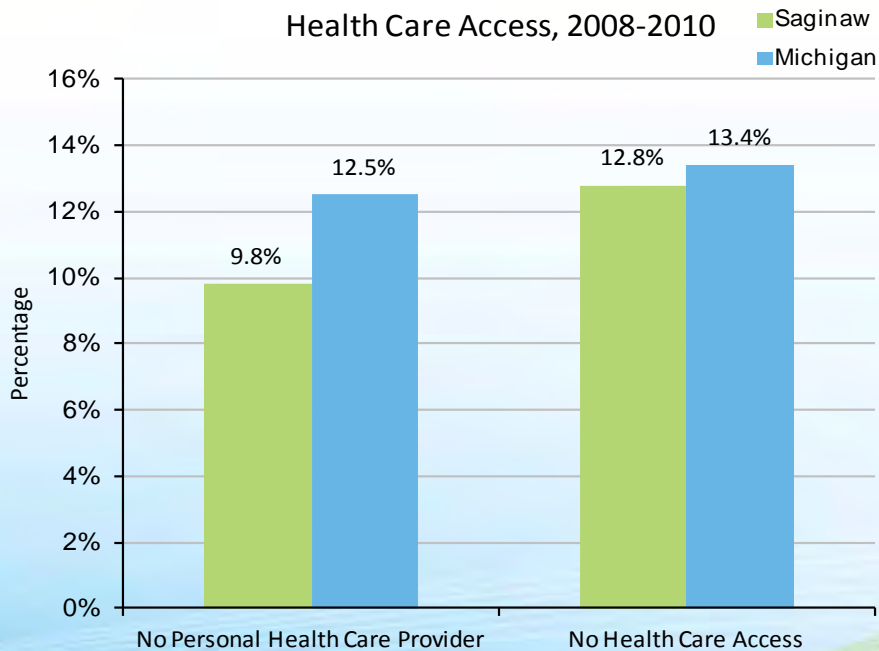
Binge Drinking = The proportion of adults who reported consuming five or more drinks per occasion at least once in the previous month.

Source: Michigan Behavioral Risk Factor Survey 2008-2010 Combined

EMERGING MODELS OF HEALTH SERVICES DELIVERY



No Health Care Coverage = Among adults aged 18-64 years, the proportion who reported having no health care coverage, including health insurance, prepaid plans such as HMOs, or government plans, such as Medicare.
Source: Michigan Behavioral Risk Factor Survey 2008-2010 Combined



No Personal Health Care Provider = The proportion of adults who reported that they did not have anyone that they thought of as their personal doctor or health care provider.
No Health Care Access = The proportion of adults who reported that in the past 12 months there was a time when they needed to see a doctor but could not due to cost.
Source: Michigan Behavioral Risk Factor Survey 2008-2010 Combined

Locations

www.saginawpublichealth.org

John D. McKellar, M.P.A. - Health Officer

Neill D. Varner, D.O., M.P.H. - Medical Director

SAGINAW

Bennie T. Woodard, Jr. Public Health Center

1600 N. Michigan Avenue

Saginaw, MI 48602

989.758.3800

BIRCH RUN

Edward McNamara Health Center

8425 Main Street

Birch Run, MI 48415

989.624.9664

CHESANING

Rehmann Health Center

147 S. Saginaw Street

Chesaning, MI 48616

989.845.3911

FRANKENMUTH

Covenant HealthCare Building

600 N. Main Street

Frankenmuth, MI 48734

989.758.3840

HEMLOCK

Covenant HealthCare Building

16440 Gratiot Road

Hemlock, MI 48624

989.758.3840

ST. CHARLES

St. Charles Health Center

120 N. Vine Street

St. Charles, MI 48655

989.865.9400



The Bennie T. Woodard, Jr.
Public
Health Center
www.saginawpublichealth.org